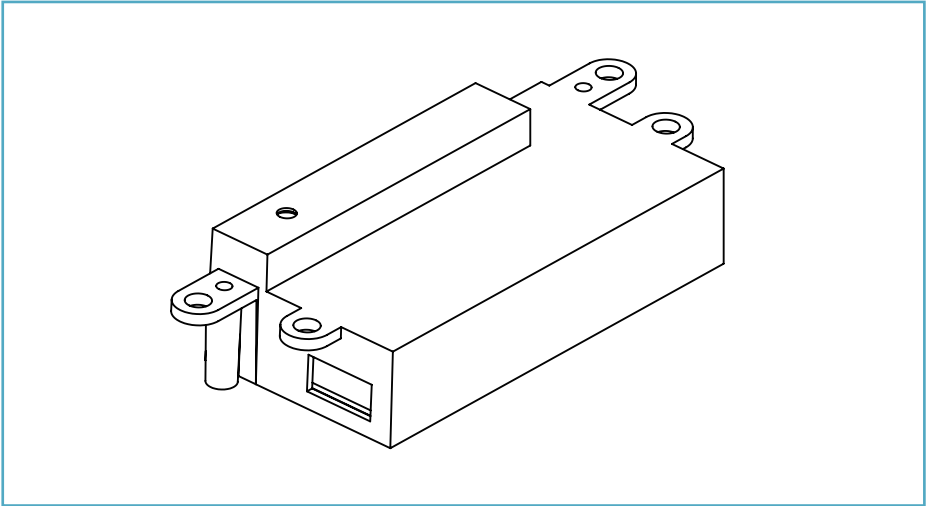


TIME LED®

Elements Ability Batten Quick Fit Microwave Sensor Kit

Installation and Operating Instructions



Please read and follow the instructions before operating your light
and save this manual for future reference.

Package includes:

- 1 x Elements Ability Batten Quick Fit Microwave Sensor Kit
- 1 x Manual

Safety:

- Only for exclusive use with the TIME LED Elements Ability Batten.
- Before installation or maintenance, ensure that the mains supply to the product is switched off and the circuit supply fuses are removed or circuit breaker turned off.
- Check that the total load on the circuit, including when this product is fitted, does not exceed

Installation of this luminaire should only be carried out by a qualified electrician or competent person to the current Building and IEE Wiring Regulations (BS7671).

INS-314148_ELEMENTS_ABILITY-BATTEN_SENSOR-V1

TIME LED is part of Pitacs Limited. For customer support contact:

Bradbourne Point, Bradbourne Drive, Tilbrook, Milton Keynes, Buckinghamshire MK7 8AT

T: +44 (0)1908 010345 E: led-sales@pitacs.com W: www.TIMELED.co.uk



Product Code	314148
Size (mm)	103 x 38 x23.5
IP Rating	IP20
Material	PC
Voltage/Hertz	230V / 50-60Hz
Lifespan	50,000hrs
Warranty	5 years

Instructions for new installations:

1. Ensure the mains supply is switched off and open the batten using the switches on each side.
2. Remove the sensor blanking plate.
3. Once blanking plate is removed fit the sensor module over the 2 mounting lugs and bend the lugs to secure the sensor in place.
4. Disconnect the power connector and connect the sensor into the circuit using the provided connectors.
NOTE: Module will on connect one way.
5. Sensor can be adjusted via the dip switches located sensor body (Sensor settings instructions below)

Sensor settings:



Sensitivity	
DIP switch	1
50%	OFF
100%	ON

In this area, movement will be detected and able to trigger the sensor. 100% detection area is also known as strong sensitivity.

Hold-time		
DIP switch	2	3
10 minutes	OFF	OFF
3 minutes	ON	OFF
1 minute	OFF	ON
5 seconds	ON	ON

The period of light keep 100% brightness after moving objects leave the detections area.

Daylight threshold		
DIP switch	4	5
10 lux	OFF	OFF
25 lux	ON	OFF
50 lux	OFF	ON
DISABLE	ON	ON

Definition of the ambient brightness; only when the ambient brightness is lower than the preset specific lux amount, the sensor will work. When the preset is at 'DISABLE', the sensor will detect motion regardless of the ambient brightness.

Warning:

Electrical products can cause death, injury, and damage to property. Installation of this product must be carried out by a qualified electrician, in accordance with BS7671. On completion of installation, ensure that the Certificate of Compliance is updated.

CAUTION: Risk of electric shock.

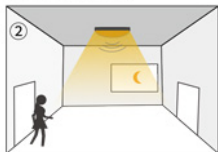
PLEASE NOTE: The light source contained in this luminaire shall only be replaced by the manufacturer or the service agent or a similarly qualified person.

Automatically ON/OFF function

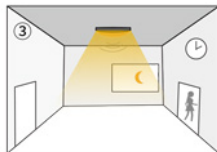
» The daylight threshold is set to "10Lux/25Lux/50Lux"



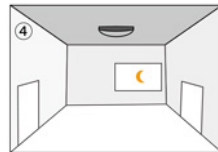
With sufficient daylight, even when motion detected, light remains OFF.



With insufficient daylight, when motion detected, light ON.

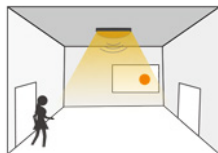


After people leave the detection area, light remains 100% brightness within hold time.

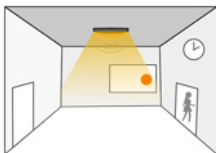


After the last detection and the preset hold time elapsed, light OFF.

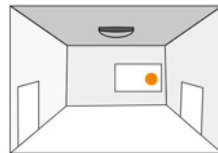
» The daylight threshold is set to "Disable". Light on when detect movement, After people leave, Light off after Hold-time.



When motion is detected, the sensor will switch on the light to 100% brightness.

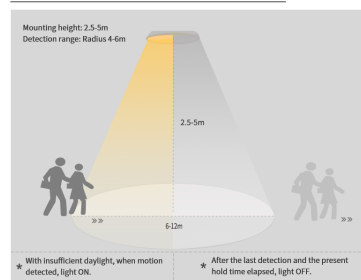


After people leave the detection area, light remains 100% brightness within hold time.



After the last detection and the present hold time elapsed, light OFF.

Automatically ON/OFF function



Cleaning:

- Do not use any chemical or abrasive cleaners.
- Only clean the product with a soft dry cloth.

Warning:

- This product must be disconnected from the circuit if subjected to any high voltage or insulation resistance testing. Irreparable damage will occur if this instruction is not followed.

Recycling Advice:

- Electrical products should not be disposed of with household waste. Please check with your local authority or retailer for responsible recycling advice.

Warranty:

- This product is warranted to be free of defects in materials, design and workmanship for 5 years from the date of purchase (conditions apply, please see TIME LED website for further details). If a suspected fault should develop in this time, please contact us via the address below.

Full technical specification available upon request. Contact led-sales@pitacs.com for PDF.

TIME LED®

Elements Ability Batten Quick Fit Microwave Sensor