

TIME LED[®]

CHROMA 30W CCT LED PANEL LIGHT

Installation and Operating Instructions



30W

3,900
LUMENS

130
lm/w

IP20

Read and follow instructions before operating your light.
Save this manual for future reference.

Package includes:

- 1 x Chroma CCT LED Panel Light
- 1 x Manual

Safety:

- This product must be installed in accordance with the latest edition of the IEE Wiring Regulations (BS7671) and current Building Regulations. If in any doubt, consult a qualified electrician.
- Isolate mains prior to installation or maintenance.
- Check the total load on the circuit (including when this luminaire is fitted) does not exceed the rating of the circuit cable, fuse or circuit breaker.
- This product is IP20 rated and suitable for interior installations only.
- The LEDs fitted in this product are non-replaceable.
- This product is non-dimmable.

TIME LED is part of Pitacs Limited. For customer support contact:

Bradbourne Point, Bradbourne Drive, Tilbrook, Milton Keynes, Buckinghamshire MK7 8AT

T: +44 (0)1908 271155 F: +44 (0)1908 640017 E: info@timeled.co.uk W: www.timeled.co.uk

INS-325076-V1

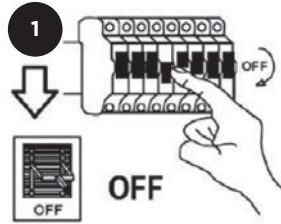


Product Code	325076
Size (mm)	595 x 595 x 30
Cut Out Size (mm)	575x575
Watts	30W
Lumens	3,900 lm
Lamp	SMD 5050
IP Rating	IP20
Beam Angle	120°
Cable Length	12cm
Material	Aluminum + PS

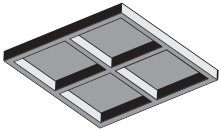
Net Weight	1.4kg
Dimmable	No
Lifespan	50,000 hours
Voltage	220-260V
UGR	<19
Input Frequency	50/60Hz
Current (A)	0.145A
Colour Temp	3000K / 4500K / 6000K
Energy Rating	E
Warranty	5 Years

Safety

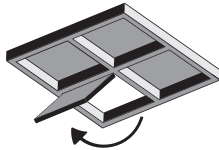
- To avoid electric shock, turn off the electricity before installation and wait for a while.
- During installation, make sure you don't have wet or greasy hands.
- The highest level of safety is ensured by rubber gloves used when working with electrical devices.



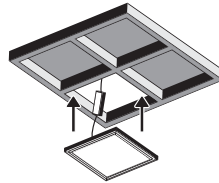
Installation in suspended ceiling systems



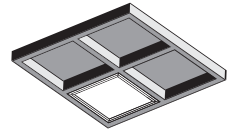
1. Choose the installation spot



2. Remove one tile from the ceiling




3. Connect the power source and carefully place the Panel inside the frame



4. Make sure the Panel fits correctly

Switching CCT



Cleaning

- Do not use any chemical or abrasive cleaners.
- Clean product with only a soft dry cloth.

Warning

This product must be disconnected from the circuit if subjected to any high voltage or insulation resistance testing. Irreparable damage will occur if this instruction is not followed.

Recycling

Electrical products should not be disposed of with household waste. Please recycle where facilities exist. Check with your local authority or retailer for recycling advice.

Full technical specification available upon request. Contact info@timeled.co.uk for PDF.