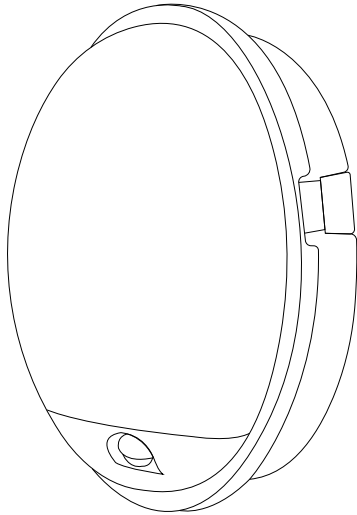


# TIME LED®

## 20W LED Outdoor Round Bulkhead with PIR

### Installation and Operating Instructions



Read and follow and instructions before operating your outdoor bulkhead. Save this manual for future reference.

#### Package includes:

- 1 x TIME LED 20W LED Outdoor Round Bulkhead with PIR
- 1 x Fixing Kit
- 1 x Manual

Product Code	Wattage	Lumens	Size	Driver	Voltage	Input Frequency	IP Rating
778289	20W	1600lm	φ 220 x 78 mm	Yes	220-240V	50Hz	IP65

#### Features and benefits:

- Perfect for outdoor use
- Super bright 28 LEDs
- IP65 rated with durable impact
- Easy & simple installation

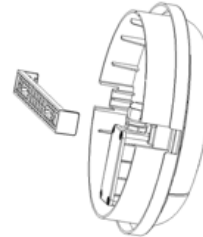
#### Product Specifications:

- Body colour: White with black trim
- No. of SMD2835 LEDs: 28 pieces
- Colour temperature: 4000-4500K Natural White
- Waterproofing level: IP65
- Electric shock protection class II
- 220-240V 50/60Hz
- Power Cable: H05RN-F 2x1.0mm<sup>2</sup>
- Sensor detection distance: 8-12m(<22°C)
- Ambient light: <0LUX ~ 2000LUX (adjustable)
- Time-delay: 10S±5S ~ 10Min±2 Min (adjustable)
- Warranty: 2 years

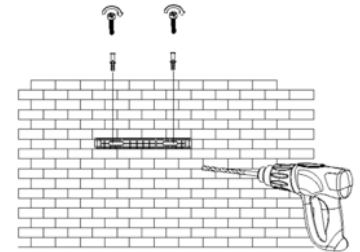
#### Warning:

- Check the plug, power cable, and housing of the LED bulkhead for damage before each use. If the lens is damaged it must be replaced immediately.
- Clean any dirt from the housing or the cover immediately, since it could cause overheating.

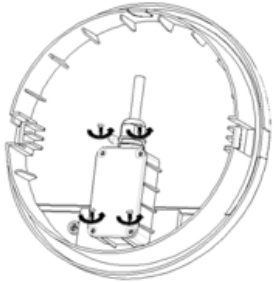
#### Instructions for new installations:



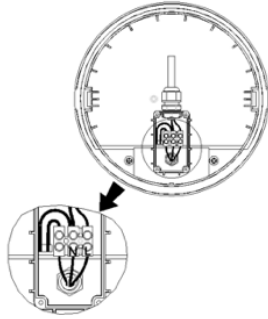
1 • Open the installation base



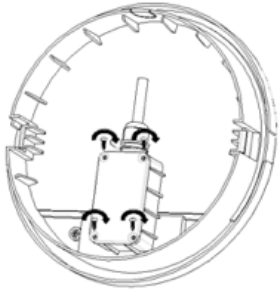
2 • Drill holes according to the installation size and fix the bulkhead with screws



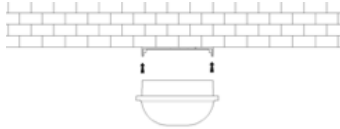
3 • Loosen the screws to remove the cover.



4 • Insert and connect the power cable.



5 • Replace the cover and secure with screws.



6 • Fasten the product to the mounting bracket

#### General safety instructions:

- Never look directly into the LED light source. The light emitted can contain the colour blue.
- Place only upon level and stable surfaces.
- Do not use near flammable materials.
- Do not use near paddling pools, fountains, ponds or similar water sources.
- Do not place in water or other liquids.
- Never operate with wet hands.
- Never cover the equipment.
- Never operate when the casing is open, or when the wiring casing is missing or damaged, or when the protective screen is defective.
- Never spray this unit, and never attempt to clean it with a steam pressure cleaner as this can damage the insulation and seals.
- Never attempt to repair this unit yourself. Repairs should only be carried out by the manufacturer or their authorised service personnel.

#### Cleaning:

- Clean this fitting only with a soft dry cloth
- Do not use any chemical or abrasive cleaners

#### Recycling Advice:

Waste electrical products should not be disposed of with household waste. Please recycle where facilities exist. Check with your Local Authority or retailer for recycling advice.

For customer support please contact:

TIME LED

Bradbourne Point, Bradbourne Drive, Tilbrook, Milton Keynes, MK7 8AT, UK

Helpline: +44 (0)1908 271155

E: [info@timeled.co.uk](mailto:info@timeled.co.uk)

W: [www.TIMELED.co.uk](http://www.TIMELED.co.uk)

TIME LED is part of Pitacs Limited

Bradbourne Point, Bradbourne Drive, Tilbrook, Milton Keynes, Buckinghamshire, MK7 8AT

T: +44 (0)1908 271155 F: +44 (0)1908 640017 E: [info@timeled.co.uk](mailto:info@timeled.co.uk) W: [www.timeled.co.uk](http://www.timeled.co.uk)

